






BASIC ELEMENTS

TUBE 2: MAIN FRAME
 1-1/2" DD x 0.058
 <DD=381 mm, t=1.47, ID=35.15 mm>
 W=0.3137 lb/ft
 <W=467 gr/m>



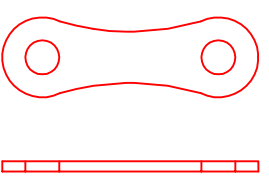
TUBE 4: Triangle
 3/4" DD x 0.065
 <DD=19.05 mm, t=1.65, ID=15.75 mm>
 W=0.164 lb/ft
 <W=244 gr/m>

TUBE 1: MAIN FRAME
 1-5/8" DD x 0.058
 <DD=41.28mm, t=1.47, ID=38.33 mm>
 W=0.3409 lb/ft
 <W=508 gr/m>

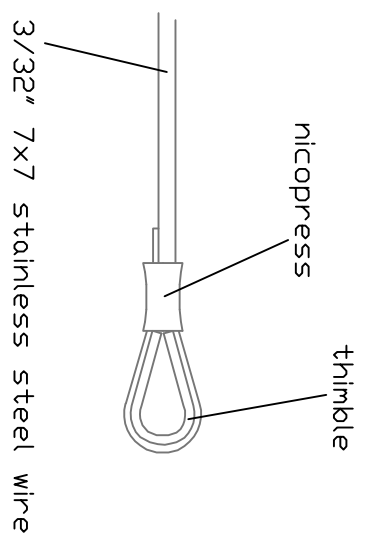
TUBE 3: Antenna
 1" DD x 0.065
 <DD=25.4 mm, t=1.65, ID=22.1 mm>
 W=0.2295 lb/ft
 <W=342 gr/m>

Wood dowel 1
 Ø35 mm
 481 gr/m

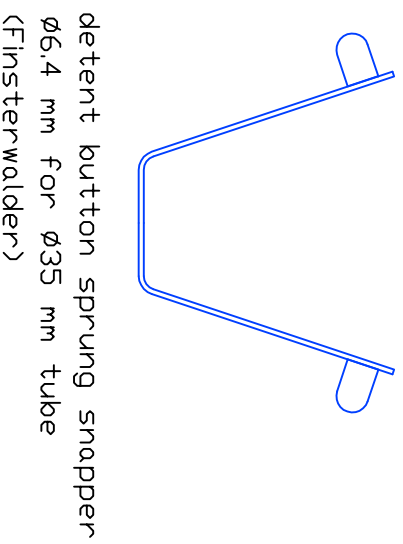
Wood dowel 2
 Ø15.7 mm
 96.8 gr/m




stainless steel
 cable tang



3/32" 7x7 stainless steel wire



detent button sprung snapper
 Ø6.4 mm for Ø35 mm tube
 (Finsterwalder)



AN5




AN4



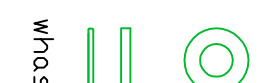
lock
 nut



nut



ring
 wing
 nut



washer



AN3