

200 mm


TEST PAGE


1-1

50 mm


50 mm

200 mm





1-2



2-1

30
30
50
50

50 mm



2-2

The image features a central white square with a thin grey border containing the red text "2-2". This square is overlaid on a complex geometric diagram. A blue line starts from the bottom left and extends diagonally towards the top right. A green curve starts from the top left, curves downwards and to the right, then back up and to the right. A red curve starts from the bottom left, curves upwards and to the right, then continues to curve upwards and to the right. A purple arc is visible in the top left corner. The background is white.